

ZAXIS-6 series

HITACHI

Reliable solutions

ZAXIS130



HYDRAULIC EXCAVATOR

Model code : ZX130-6 / ZX130LCN-6

Engine rated power : 78.5 kW (ISO14396)

Operating weight : 13 400 – 15 700 kg

Bucket ISO heaped : 0.19 – 0.66 m³

ZX130-6. NO COMPROMISE

The smallest model in the Zaxis-6 medium excavator range, the ZX130-6 benefits from the same Hitachi technology proven in the performance of the larger machines. Thanks to its Zaxis-6 heritage, it shares the same high quality of engineering and durable components, and offers exceptional levels of reliability.

The ZX130-6 is a user-friendly and versatile excavation machine. Available with a variety of options, it is suitable for a wide range of applications and can be made to meet your exact requirements.



6. NON-STOP RELIABILITY



8. FIRST FOR DURABILITY



10. EXCEPTIONAL VERSATILITY





12. SUPERIOR QUALITY



14. LEADING TECHNOLOGY

DEMAND PERFECTION

From the world's largest excavator factory comes the Hitachi ZX130-6 – designed and built for the specific needs of the European construction industry. Incorporating innovative technology, developed specifically for the Zaxis-6 range of medium excavators, it performs reliably and efficiently with the lowest possible cost of ownership.



Optimum performance

Remote monitoring with Global e-Service online application.



High quality

Only the best design elements and materials.



Incredible versatility

Tilt and rotary tilt modes complete the attachment support system.



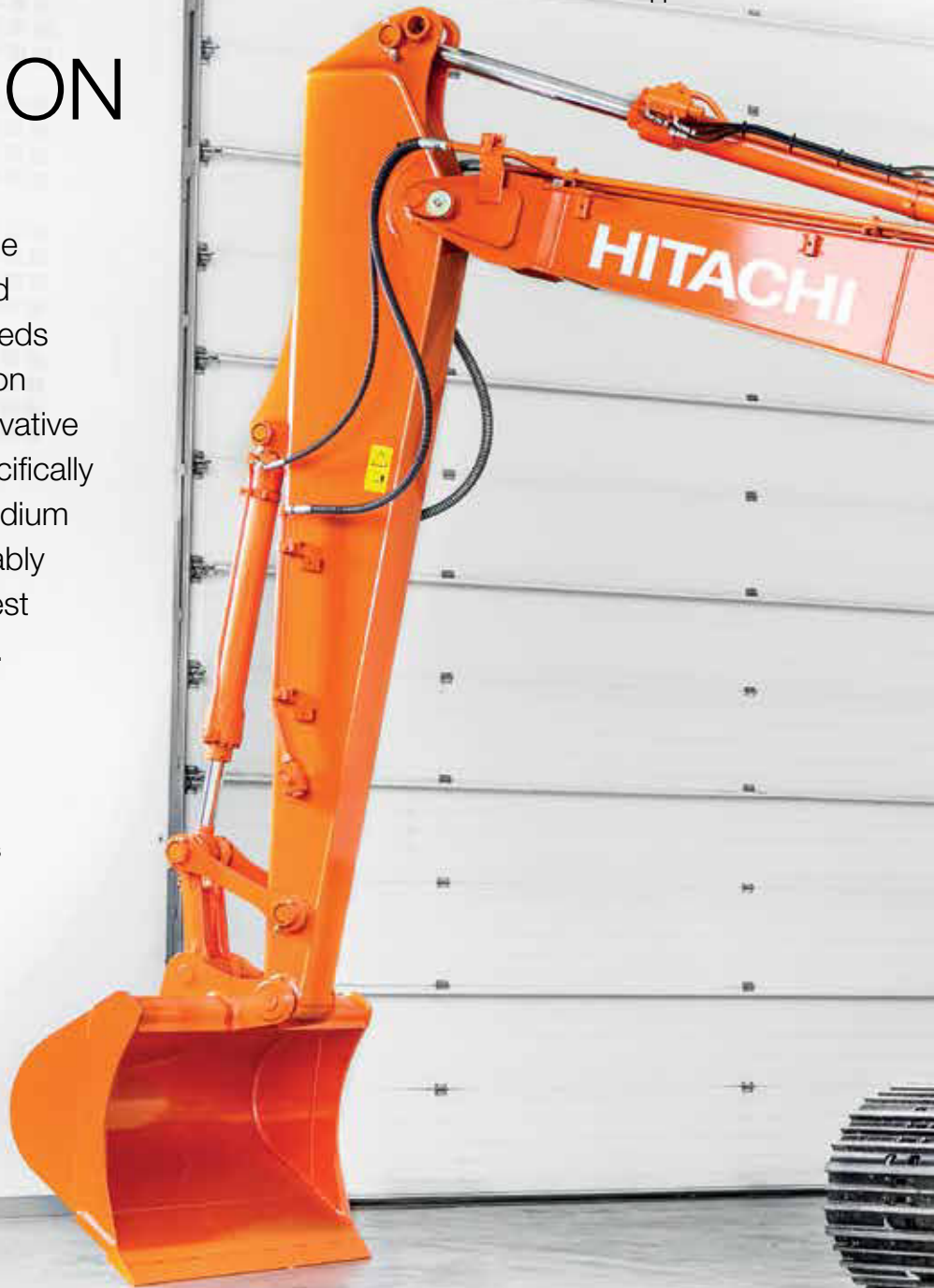
Lifetime reliability

Reliable components help to prevent oil leaks.



Ultimate durability

Strengthened bushing material improves wear resistance.





User-friendly

Safety comes first with handrails and a reinforced safety platform.



Low emissions

SCR system reduces NOx from exhaust gas.



Low fuel consumption

7% fuel saving in PWR mode (5% in ECO mode).



Excellent efficiency

HIOS IV reduces total hydraulic loss.



Engine protection

High performance and large-capacity fuel circuit.



Easy maintenance

Convenient and wide-opening engine cover.



“ *Reliability is the number one strength of Hitachi machines* ”

Vernon Creed, Works Manager, MJ Church

NON-STOP RELIABILITY

Like all Zaxis-6 medium excavators, the ZX130-6 is built to work reliably all day, every day. Always available to deliver a high level of performance and efficiency for a wide range of applications, it offers stress-free days on the job site – without interruptions or complications.

Easy maintenance

The engine cover can be conveniently opened up fully from the platform. This provides easy access to the engine compartment and other components for routine maintenance.

Durable hydraulic connection

A rubber hose fitted with a flange has been incorporated into the design of the hydraulic return pipes. These enhance the reliability of the system and reduce the risk of oil leaks.

User-friendly fuel filter

The main fuel filter screws into place on the ZX130-6. This makes it easier to replace and ensures that dust is prevented from entering the fuel circuit during routine maintenance procedures.

More efficient cooling

The expansion tank is mounted on top of the engine's cooling system. This revised position means that the air can be completely removed and prevents the engine parts from overheating.



Easy access to the engine compartment.



The main fuel filter is easier to replace.



The expansion tank prevents engine parts from overheating.



HITACHI

ZA16
130



Strengthened bushing material improves wear resistance.



Improved performance derived from the fuel circuit.

i Hitachi excavators are tested extensively in job site conditions on Hokkaido, the second largest and northernmost Japanese island, in temperatures ranging from -25°C to 35°C.



FIRST FOR DURABILITY

The Zaxis-6 range of medium excavators is continuing the Hitachi reputation for market-leading reliability and durability. The ZX130-6 is the result of decades of manufacturing experience and tough testing procedures, and is designed and engineered to ensure a reliable operation, even in challenging environments.

Strengthened materials

A new wear-resistant bushing material on the upper roller improves durability and reliability of the ZX130-6.

Enhanced fuel circuit

A high performance water separator and cold fuel resistance valve are integrated into the pre-filter for added protection against moisture. In addition, a large capacity electric fuel pump supplies an appropriate amount of fuel to the engine for an improved performance.

Engine protection

The combustion chamber is made from stronger materials and the revised shape of the piston is designed to achieve cleaner emissions. These features will further enhance the reliability of the engine.

Reinforced platform

The covers on the platform walkway have been reinforced. This adds to the high-quality and safe working environment, which provides peace of mind for the operator.



Reinforced for safer working environment.





“ *It is very precise and exact – it does what I want it to do* ”

Paul Wehri, owner/operator

EXCEPTIONAL VERSATILITY

The ZX130-6 is a popular choice for a wide range of construction applications because it is easy to use and extremely versatile. It can be built to meet the requirements of a particular job site, thanks to a variety of optional extras. Wherever it operates, the Zaxis-6 excavator provides a smooth, fast and precise performance.

Greater flexibility

The engine cover can be conveniently opened up fully from the platform. This provides easy access to the engine compartment and other components for routine maintenance.

Power boost

The tried-and-tested power-boost feature has 10% more capacity than the ZX130-3. This increases the capability of the ZX130-6 to deliver an enhanced level of excavating performance and lifting power.

User-friendly

An optional pilot accumulator allows for the pressure in the attachment circuit to be lowered after the engine has stopped. This ensures the safe and easy replacement of attachments.

Improved control

The ZX130-6 can be equipped with an optional auxiliary function lever, which has a proportional switch that allows for greater control of the attachment and a precise operation.



Two tilt modes add to the versatility of the ZX130-6.



Power boost has 10% more capacity.



Minimal blind spots improve visibility.



Superior weather resistance maintains the cab's internal appearance.



Urea is injected into the exhaust gas to reduce emissions.

i Comments from customers and Hitachi personnel are reported at monthly product improvement meetings, held at Tsuchiura Works in Japan, to help maintain quality standards.



SUPERIOR QUALITY

Quality is a top priority at Hitachi's factories in Japan, where every model is rigorously tested to ensure the highest possible standards of reliability and safety. The ZX130-6 has been developed using the same high-quality components and materials as the larger Zaxis-6 medium excavators to provide a superior performance.



Ergonomic controls contribute to the ultimate workspace.



Superior cooling performance

The upper structure benefits from high-quality sealant (around the cooling package) and acoustic materials to eliminate any deterioration caused by heat. These ensure the long-term cooling and low-noise acoustic performance of the ZX130-6.

Excellent weather resistance

The cab console has been sculpted in highly durable AES-grade resin. This ensures superior weather resistance and ultimately prevents the sun's ultraviolet rays from damaging the console.

Reduced emissions

Hitachi has developed a selective catalytic reduction (SCR) system that injects urea into exhaust gas to reduce nitrogen

oxide from emissions. This cutting-edge technology not only helps the environment, but also complies with EU Stage IV emission regulations.

Ultimate comfort

A fully adjustable seat, spacious cab, ergonomic controls and advanced music system all contribute to the ultimate working environment.

Safety at work

The ZX130-6 has been fitted with a high-spec rollover protective structure-compliant (ROPS) and centre pillar reinforced structure (CRES V) cab. The pressurised cab is designed to protect the operator from the penetration of dust and potential job site risks.



“ *The ZX130-6 benefits from the proven technology of bigger Hitachi medium excavators* ”

Burkhard Janssen, General Manager Product Management & Engineering, Hitachi Construction Machinery (Europe) NV

LEADING TECHNOLOGY

Hitachi takes the lead with a highly technological approach towards the development of its construction machinery. As a result, its excavators are designed to meet the ever-changing needs of its customers, with innovative features and exceptional capabilities.

Saving fuel and costs

Hydraulic loss is decreased by HIOS IV technology. It reduces the hydraulic oil returned to the tank due to the cooperative control of the pump and valve. This helps to lower fuel consumption by 7% in PWR mode with the same productivity.

User-friendly functionality

A large seven-inch multi-function LCD monitor provides a wide range of useful technical information. With multi-lingual support in up to 32 languages, it enables operators to check the machine's status and settings at a glance.

Remote monitoring

Global e-Service allows owners to monitor their fleets remotely via Owner's Site (24/7 online access) and ConSite (an automatic monthly report). These help to maximise efficiency, minimise downtime and improve overall performance.

Fewer emissions

The after-treatment device consists of a diesel oxidation catalyst (DOC), urea mixing pipe, SCR system and silencer. This advanced technology helps to reduce emissions and noise levels.

Advanced audio system

The AM/FM radio is accessible from the monitor and an auxiliary socket – for devices such as MP3 players – is linked to the sound system. This choice of entertainment helps to provide an enjoyable – and productive – working environment.



7% lower fuel consumption in PWR mode with HIOS IV.



The LCD monitor shows the machine's status and settings.



The SCR system reduces emissions and noise levels.



“ The total cost of ownership is of maximum benefit to our company ”

Peter Kögel, Member of the Management Board,
Kögel Bau GmbH & Co. KG

REDUCING THE TOTAL COST OF OWNERSHIP



Hitachi has created the Support Chain after-sales programme to ensure optimum efficiency, as well as minimal downtime, reduced running costs and high resale values.

Global e-Service

Hitachi has developed two remote monitoring systems as part of its Global e-Service online application. Owner's Site and ConSite are an integral part of the excavator, which sends operational data daily via GPRS or satellite to www.globaleservice.com. This allows immediate access to the Owner's Site, and the vital information that is required for support on job sites.

Comparing the ratio of operating and non-operating hours helps to enhance efficiency. Effective management of maintenance programmes helps to

maximise availability. Running costs can also be managed by analysing the fuel consumption. The location and movements of each machine are clearly displayed for essential planning.

An automatic service report – ConSite – sends a monthly email summarising the information from Global e-Service for each machine. This includes: daily working hours and fuel consumption data; statistics on the operating mode ratio, plus a comparison for fuel consumption/efficiency, and CO₂ emissions.

Technical support

Each Hitachi service technician receives full technical training from HCME in Amsterdam. These sessions provide access to the same technical knowledge available within the Hitachi quality assurance departments and design centres. Technicians combine this global expertise with the local language and culture of the customer to provide the highest level of after-sales support.

Extended warranty and service contracts

Every new Hitachi Zaxis-6 model is covered by a full manufacturer's warranty. For



Global e-Service



Technical support



Hitachi Parts

extra protection – due to severe working conditions or to minimise equipment repair costs – Hitachi dealers offer a unique extended warranty called HELP (Hitachi Extended Life Program) and comprehensive service contracts. These can help to optimise the performance of each machine, reduce downtime and ensure higher resale values.

Parts

Hitachi offers a wide range and a high availability of parts dispatched from the

53,000 m² HCME European Parts Depot in The Netherlands.

- Hitachi Genuine Parts: allow machines to work for longer, with lower running and maintenance costs.
- Hitachi Select Parts and 2Genuine Parts: especially for older machines, they cost less, are of proven quality and come with the manufacturer's warranty.

- Performance Parts: to cope with highly demanding conditions, they have been engineered for greater durability, better performance or longer life.
- Remanufactured components: offering an economically viable solution, they are the best option when preventative replacements are required.

Whatever the choice, the renowned quality of Hitachi construction machinery is assured.



EH dump trucks



EX ultra-large excavators



ZW wheel loaders



“ We develop construction machinery that contributes to the creation of affluent and comfortable societies ”

Yuichi Tsujimoto, HCM President

BUILDING A BETTER FUTURE

Established in 1910, Hitachi, Ltd. was built upon a founding philosophy of making a positive contribution to society through technology. This is still the inspiration behind the Hitachi group's reliable solutions that answer today's challenges and help to create a better world.

Hitachi, Ltd. is now one of the world's largest corporations, with a vast range of innovative products and services. These have been created to challenge convention, improve social infrastructure and contribute to a sustainable society.

Hitachi Construction Machinery Co., Ltd. (HCM) was founded in 1970 as a subsidiary of Hitachi, Ltd. and has become one of the world's largest construction equipment suppliers. A pioneer in producing hydraulic excavators, HCM also manufactures wheel loaders, rigid dump trucks, crawler cranes and special application machines at state-of-the-art facilities across the globe.

Incorporating advanced technology, Hitachi construction machinery has a reputation for the highest quality standards. Suitable for a wide range of industries, it is always

hard at work around the world – helping to create infrastructure for a safe and comfortable way of living, developing natural resources and supporting disaster relief efforts.

Hitachi Zaxis excavators are renowned for being reliable, durable and versatile – capable of delivering the highest levels of productivity under the most challenging of conditions. They are designed to provide owners with a reduced total cost of ownership, and operators with the ultimate level of comfort and safety.



Mini excavators

SPECIFICATIONS

ENGINE

Model	Isuzu AR-4JJ1X
Type	4-cycle water-cooled, common rail direct injection
Aspiration	Variable geometry turbocharged, intercooled, cooled EGR
Aftertreatment	DOC and SCR system
No. of cylinders	4
Rated power	
ISO 14396	78.5 kW at 2 000 min ⁻¹
ISO 9249, net	74.9 kW at 2 000 min ⁻¹
SAE J1349, net	74.9 kW at 2 000 min ⁻¹
Maximum torque	375 Nm at 1 800 min ⁻¹
Piston displacement	2.999 L
Bore and stroke	95.4 mm x 104.9 mm
Batteries	2 x 12 V / 58 Ah

HYDRAULIC SYSTEM

Hydraulic Pumps

Main pumps	2 variable displacement axial piston pumps
Maximum oil flow	2 x 117 L/min
Pilot pump	1 gear pump
Maximum oil flow	33.6 L/min

Hydraulic Motors

Travel	2 variable displacement axial piston motors
Swing	1 axial piston motor

Relief Valve Settings

Implement circuit	34.3 MPa
Swing circuit	32.3 MPa
Travel circuit	34.3 MPa
Pilot circuit	3.9 MPa
Power boost	36.3 MPa

Hydraulic Cylinders

	Quantity	Bore	Rod diameter
Boom	2	105 mm	70 mm
Arm	1	115 mm	80 mm
Bucket	1	100 mm	70 mm
Positioning *	1	140 mm	95 mm

* : For 2-piece boom

UPPERSTRUCTURE

Revolving Frame

D-section frame for resistance to deformation.

Swing Device

Axial piston motor with planetary reduction gear is bathed in oil. Swing circle is single-row. Swing parking brake is spring-set/hydraulic-released disc type.

Swing speed	13.3 min ⁻¹
Swing torque	34 kNm

Operator's Cab

Independent spacious cab, 1 005 mm wide by 1 675 mm high, conforming to ISO* Standards.

* International Organization for Standardization

UNDERCARRIAGE

Tracks

Tractor-type undercarriage. Welded track frame using selected materials. Side frame welded to track frame. Lubricated track rollers, idlers, and sprockets with floating seals.

Track shoes with triple grousers made of induction-hardened rolled alloy. Heat-treated connecting pins with dirt seals. Hydraulic (grease) track adjusters with shock-absorbing recoil springs.

Numbers of Rollers and Shoes on Each Side

Upper rollers	1 : ZAXIS 130
	2 : ZAXIS 130LCN
Lower rollers	7
Track shoes	44 : ZAXIS 130
	46 : ZAXIS 130LCN
Track guard	1

Travel Device

Each track driven by 2-speed axial piston motor. Parking brake is spring-set/hydraulic-released disc type. Automatic transmission system: High-Low.

Travel speeds	High : 0 to 5.5 km/h
	Low : 0 to 3.3 km/h

Maximum traction force	117 kN
------------------------------	--------

Gradeability	70% (35 degree) continuous
--------------------	----------------------------

SOUND LEVEL

Sound level in cab according to ISO 6396	LpA 69 dB(A)
External sound level according to ISO 6395 and EU Directive 2000/14/EC	LwA 98 dB(A)

SERVICE REFILL CAPACITIES

Fuel tank	285.0 L
Engine coolant	21.0 L
Engine oil	17.0 L
Swing device	3.2 L
Travel device (each side)	4.2 L
Hydraulic system	185.0 L
Hydraulic oil tank	69.0 L
DEF/AdBlue® tank	35.0 L

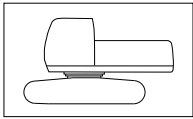
WEIGHTS AND GROUND PRESSURE

Operating Weight and Ground Pressure

			ZAXIS 130				ZAXIS 130 with blade (optional)				ZAXIS 130LCN			
Boom type			Monoblock		2-Piece		Monoblock		2-Piece		Monoblock		2-Piece	
Shoe type	Shoe width	Arm length	kg	kPa	kg	kPa	kg	kPa	kg	kPa	kg	kPa	kg	kPa
Triple grouser	500 mm	2.10 m	13 400	42	13 800	43	14 600	46	14 900	47	13 600	40	14 000	41
		2.52 m	13 500	42	13 900	43	14 600	46	15 000	47	13 600	40	14 000	41
		3.01 m	13 600	43	13 900	43	14 700	46	15 100	47	13 700	41	14 100	42
	600 mm	2.10 m	13 700	36	14 000	36	14 800	38	15 200	40	13 800	34	14 200	35
		2.52 m	13 700	36	14 100	37	14 800	38	15 200	40	13 900	34	14 200	35
		3.01 m	13 800	36	14 200	37	14 900	39	15 300	40	13 900	34	14 300	35
	700 mm	2.10 m	13 800	31	14 200	31	14 900	33	15 300	34	14 000	29	14 400	30
		2.52 m	13 900	31	14 300	32	15 000	33	15 400	34	14 100	30	14 500	30
		3.01 m	14 000	31	14 400	32	15 100	34	15 500	34	14 200	30	14 500	30
	800 mm	2.10 m	14 000	27	14 400	28	15 200	29	15 500	30	14 200	26	14 600	27
		2.52 m	14 100	27	14 500	28	15 200	29	15 600	30	14 300	26	14 700	27
		3.01 m	14 200	27	14 600	28	15 300	30	15 700	30	14 400	26	14 800	27
Pad	500 mm	2.10 m	13 300	41	13 700	42	14 400	45	14 800	46	13 400	39	13 800	41
		2.52 m	13 400	41	13 800	43	14 500	45	14 900	46	13 500	40	13 900	41
		3.01 m	13 400	41	13 800	43	14 500	45	14 900	46	13 600	40	14 000	41

Including 0.50 m³ (ISO heaped) bucket weight (410 kg) and counterweight (2 950 kg).

Basic Machine Weight and Overall Width



Excluding front end attachment, fuel, hydraulic oil and coolant etc. Including counterweight.

		ZAXIS 130		ZAXIS 130 with blade (optional)		ZAXIS 130LCN	
Shoe type	Shoe width	Weight	Overall width	Weight	Overall width	Weight	Overall width
Triple grouser	500 mm	10 700 kg	2 490 mm	11 800 kg	2 490 mm	10 900 kg	2 490 mm
	600 mm	11 000 kg	2 590 mm	12 100 kg	2 590 mm	11 100 kg	2 590 mm
	700 mm	11 200 kg	2 690 mm	12 300 kg	2 690 mm	11 300 kg	2 690 mm
	800 mm	11 400 kg	2 790 mm	12 500 kg	2 790 mm	11 600 kg	2 790 mm
Pad	500 mm	10 600 kg	2 490 mm	11 700 kg	2 490 mm	10 800 kg	2 490 mm

Components Weight

	Weight
Counterweight	2 950 kg
Monoblock boom (with arm cylinder and boom cylinder)	1 220 kg
2-Piece boom (with arm cylinder and boom cylinder)	1 600 kg
Arm 2.10 m (with bucket cylinder)	550 kg
Arm 2.52 m (with bucket cylinder)	600 kg
Arm 3.01 m (with bucket cylinder)	670 kg
Bucket 0.50 m ³	410 kg

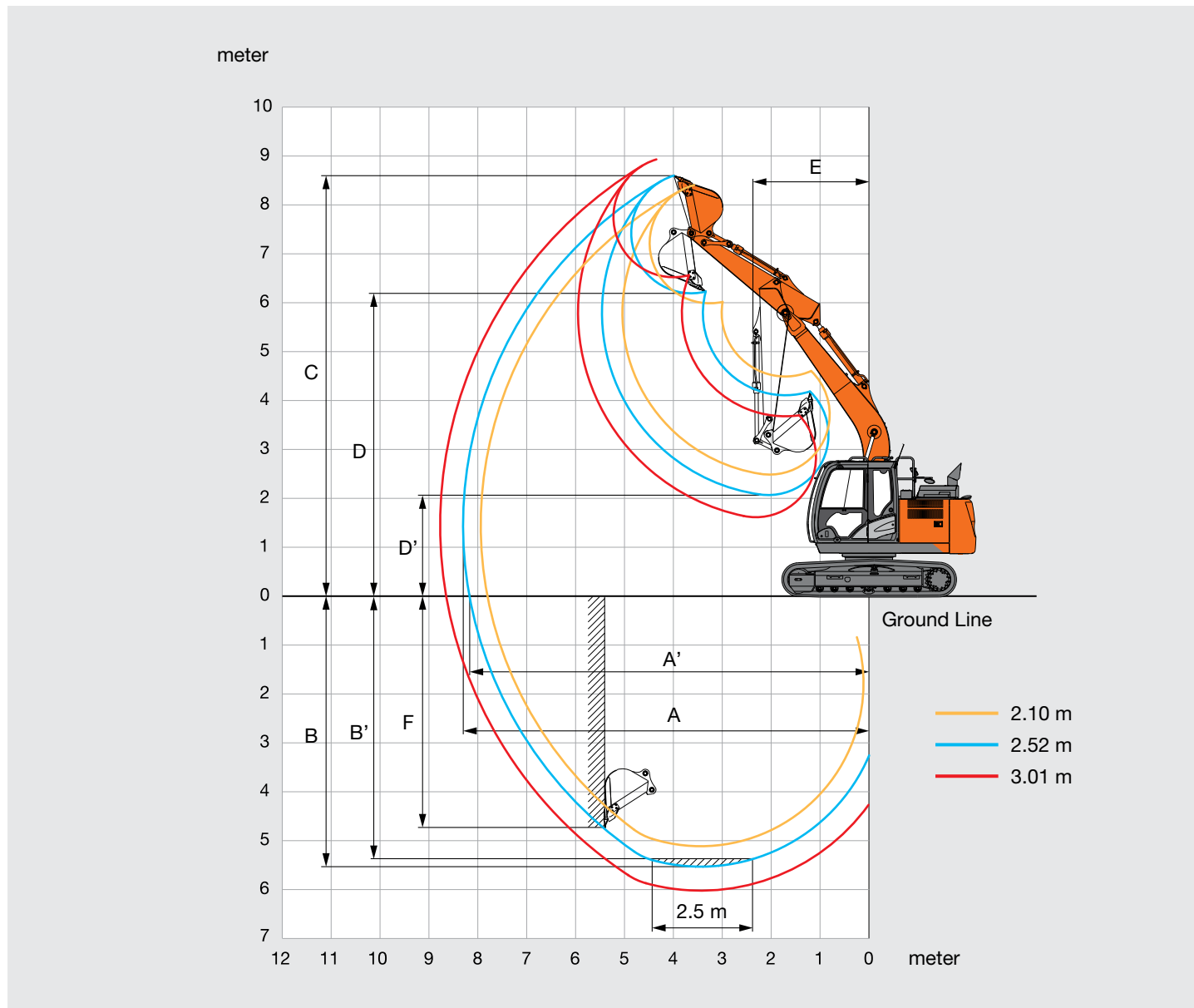
BUCKET AND ARM DIGGING FORCE

Arm length	ZAXIS 130 / ZAXIS 130LCN		
	2.10 m	2.52 m	3.01 m
Bucket digging force* ISO	104 kN		
Bucket digging force* SAE : PCSA	91 kN		
Arm crowd force* ISO	77 kN	69 kN	61 kN
Arm crowd force* SAE : PCSA	74 kN	67 kN	60 kN

* At power boost

SPECIFICATIONS

WORKING RANGES: MONOBLOCK BOOM

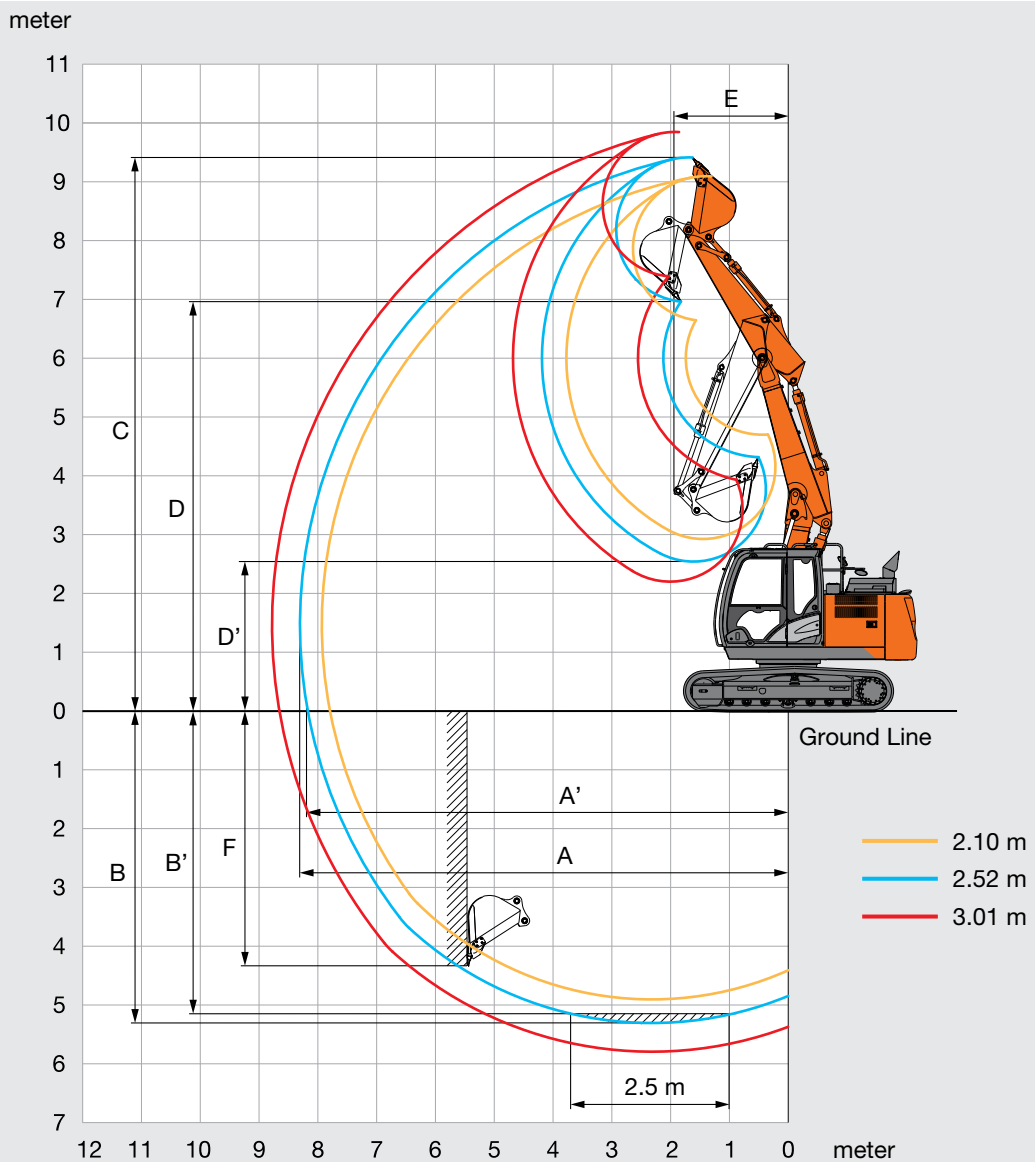


Unit: mm

	ZAXIS 130 / ZAXIS 130LCN		
	Monoblock boom		
Arm length	2.10 m	2.52 m	3.01 m
A Max. digging reach	7 940	8 300	8 770
A' Max. digging reach (on ground)	7 800	8 170	8 650
B Max. digging depth	5 120	5 540	6 030
B' Max. digging depth for 2.5 m level	4 870	5 310	5 840
C Max. cutting height	8 400	8 600	8 930
D Max. dumping height	5 990	6 190	6 520
D' Min. dumping height	2 490	2 070	1 610
E Min. swing radius	2 350	2 400	2 620
F Max. vertical wall digging depth	4 450	4 750	5 220

Excluding track shoe lug

WORKING RANGES: 2-PIECE BOOM



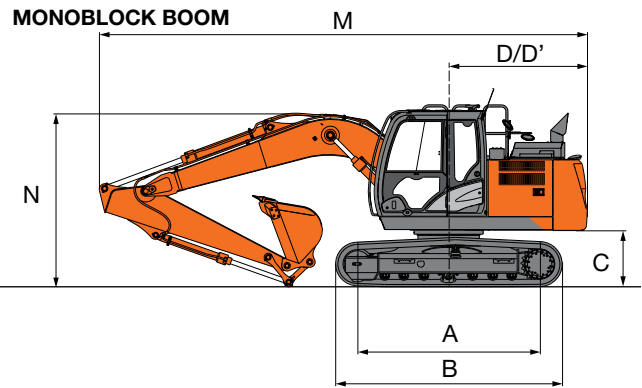
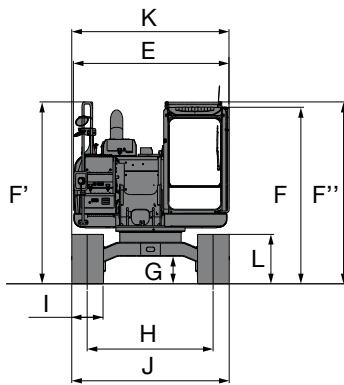
Unit: mm

	ZAXIS 130 / ZAXIS 130LCN		
	2-Piece boom		
Arm length	2.10 m	2.52 m	3.01 m
A Max. digging reach	7 930	8 300	8 780
A' Max. digging reach (on ground)	7 800	8 180	8 660
B Max. digging depth	4 910	5 310	5 800
B' Max. digging depth for 2.5 m level	4 770	5 180	5 680
C Max. cutting height	9 100	9 420	9 850
D Max. dumping height	6 640	6 960	7 390
D' Min. dumping height	2 920	2 540	2 200
E Min. swing radius	1 780	1 850	2 030
F Max. vertical wall digging depth	3 980	4 330	4 810

Excluding track shoe lug

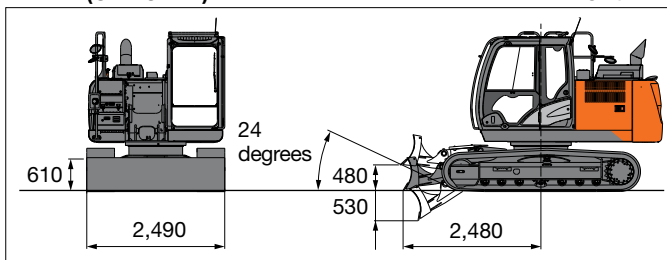
SPECIFICATIONS

DIMENSIONS

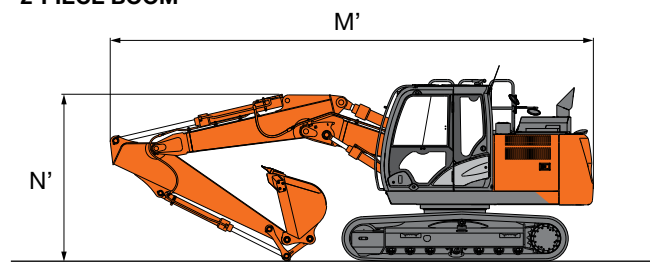


BLADE (OPTIONAL)

Unit: mm



2-PIECE BOOM



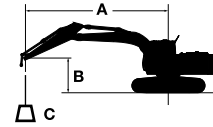
Unit: mm

	ZAXIS 130	ZAXIS 130LCN
A Distance between tumblers	2 880	3 050
B Undercarriage length	3 580	3 750
* C Counterweight clearance	840	840
D Rear-end swing radius	2 190	2 190
D' Rear-end length	2 190	2 190
E Overall width of upperstructure	2 460	2 460
F Overall height of cab	2 790	2 790
F' Overall height of handrail	2 870	2 870
F'' Overall height of handrail (on cab)	2 870	2 870
* G Min. ground clearance	410	410
H Track gauge	1 990	1 990
I Track shoe width	G 500	G 500
J Undercarriage width	2 490	2 490
K Overall width	2 490	2 490
*1 L Track height with triple grouser shoes	780	780
MONOBLOCK BOOM		
M Overall length		
With arm 2.10 m	7 700	7 700
With arm 2.52 m	7 700	7 700
With arm 3.01 m	7 710	7 710
N Overall height of boom		
With arm 2.10 m	2 630	2 630
With arm 2.52 m	2 750	2 750
*2 With arm 3.01 m	2 740	2 740
2-PIECE BOOM		
M' Overall length		
With arm 2.10 m	7 650	7 650
With arm 2.52 m	7 640	7 640
With arm 3.01 m	7 650	7 650
N' Overall height of boom		
With arm 2.10 m	2 490	2 490
With arm 2.52 m	2 640	2 640
*2 With arm 3.01 m	2 700	2 700

*1 Excluding track shoe lug *2 The dimensions asterisked are for transport pin position. G: Triple grouser shoe

LIFTING CAPACITIES

- Notes: 1. Ratings are based on ISO 10567.
 2. Lifting capacity does not exceed 75% of tipping load with the machine on firm, level ground or 87% full hydraulic capacity.
 3. The load point is the center-line of the bucket pivot mounting pin on the arm.
 4. *Indicates load limited by hydraulic capacity.
 5. 0 m = Ground.



A: Load radius
 B: Load point height
 C: Lifting capacity

For lifting capacities, subtract bucket and quick hitch weight from lifting capacities.

ZAXIS 130 MONOBLOCK BOOM

Rating over-front Rating over-side or 360 degrees Unit : kg

Conditions	Load point height m	Load radius										At max. reach		
		1.5 m		3.0 m		4.5 m		6.0 m		7.5 m		meter		
Boom 4.60 m Arm 2.10 m Counterweight 2 950 kg Shoe 500 mm	4.5					*3 990	*3 990					*2 790	2 620	5.96
	3.0			*6 780	*6 780	*4 750	3 900	3 620	2 550			*2 760	2 240	6.52
	1.5					5 410	3 690	3 530	2 470			*2 900	2 110	6.71
	0 (Ground)			*5 620	*5 620	5 260	3 550	3 460	2 410			3 070	2 150	6.54
	-1.5	*4 890	*4 890	*8 890	6 410	5 220	3 520	3 460	2 410			3 460	2 410	6.00
	-3.0			*7 280	6 530	*4 950	3 590					*4 220	3 170	4.95
Boom 4.60 m Arm 2.52 m Counterweight 2 950 kg Shoe 500 mm	4.5					*3 590	*3 590	*3 360	2 620			*2 320	*2 320	6.36
	3.0			*5 930	*5 930	*4 390	3 930	3 630	2 560			*2 310	2 060	6.90
	1.5			*8 090	6 660	*5 380	3 700	3 530	2 470			*2 440	1 950	7.07
	0 (Ground)			*6 520	6 360	5 250	3 540	3 440	2 390			*2 730	1 970	6.92
	-1.5	*4 660	*4 660	*9 200	6 330	5 180	3 480	3 410	2 360			3 130	2 180	6.40
	-3.0	*8 560	*8 560	*7 890	6 430	5 220	3 510					3 980	2 740	5.44
Boom 4.60 m Arm 3.01 m Counterweight 2 950 kg Shoe 500 mm	6.0											*2 140	*2 140	5.97
	4.5					*3 110	*3 110	*3 170	2 650			*2 000	*2 000	6.88
	3.0			*4 920	*4 920	*3 930	*3 930	*3 480	2 580			*1 990	1 850	7.38
	1.5			*7 740	6 800	*4 990	3 730	3 530	2 470	*2 260	1 770	*2 090	1 750	7.54
	0 (Ground)			*7 120	6 360	5 240	3 530	3 420	2 370			*2 300	1 770	7.39
	-1.5	*4 120	*4 120	*8 910	6 240	5 130	3 430	3 370	2 320			*2 730	1 920	6.92
	-3.0	*7 180	*7 180	*8 440	6 300	5 140	3 430	3 400	2 350			3 370	2 330	6.04
-4.5			*6 120	*6 120	*3 780	3 590					*3 770	3 580	4.50	

ZAXIS 130 BLADE (ABOVE GROUND) MONOBLOCK BOOM

Rating over-front Rating over-side or 360 degrees Unit : kg

Conditions	Load point height m	Load radius										At max. reach		
		1.5 m		3.0 m		4.5 m		6.0 m		7.5 m		meter		
Boom 4.60 m Arm 2.10 m Counterweight 2 950 kg Shoe 500 mm	4.5					*3 990	*3 990					*2 790	*2 790	5.96
	3.0			*6 780	*6 780	*4 750	4 150	3 570	2 730			*2 760	2 410	6.52
	1.5					5 340	3 950	3 480	2 650			*2 900	2 270	6.71
	0 (Ground)			*5 620	*5 620	5 190	3 810	3 420	2 590			3 030	2 310	6.54
	-1.5	*4 890	*4 890	*8 890	6 870	5 150	3 780	3 420	2 590			3 420	2 590	6.00
	-3.0			*7 280	6 990	*4 950	3 850					*4 220	3 400	4.95
Boom 4.60 m Arm 2.52 m Counterweight 2 950 kg Shoe 500 mm	4.5					*3 590	*3 590	*3 360	2 800			*2 320	*2 320	6.36
	3.0			*5 930	*5 930	*4 390	4 190	3 580	2 740			*2 310	2 220	6.90
	1.5			*8 090	7 120	5 360	3 960	3 480	2 650			*2 440	2 090	7.07
	0 (Ground)			*6 520	*6 520	5 180	3 800	3 400	2 570			*2 730	2 130	6.92
	-1.5	*4 660	*4 660	*9 200	6 790	5 110	3 730	3 370	2 540			3 090	2 340	6.40
	-3.0	*8 560	*8 560	*7 890	6 890	5 150	3 770					3 930	2 950	5.44
Boom 4.60 m Arm 3.01 m Counterweight 2 950 kg Shoe 500 mm	6.0											*2 140	*2 140	5.97
	4.5					*3 110	*3 110	*3 170	2 830			*2 000	*2 000	6.88
	3.0			*4 920	*4 920	*3 930	*3 930	*3 480	2 760			*1 990	*1 990	7.38
	1.5			*7 740	7 260	*4 990	3 990	3 480	2 650	*2 260	1 910	*2 090	1 890	7.54
	0 (Ground)			*7 120	6 820	5 170	3 790	3 380	2 550			*2 300	1 910	7.39
	-1.5	*4 120	*4 120	*8 910	6 700	5 060	3 690	3 320	2 500			*2 730	2 080	6.92
	-3.0	*7 180	*7 180	*8 440	6 760	5 070	3 690	3 350	2 530			3 330	2 510	6.04
-4.5			*6 120	*6 120	*3 780	*3 780					*3 770	*3 770	4.50	

LIFTING CAPACITIES

ZAXIS 130 BLADE (ON GROUND) MONOBLOCK BOOM

Rating over-front Rating over-side or 360 degrees Unit : kg

Conditions	Load point height m	Load radius										At max. reach		meter
		1.5 m		3.0 m		4.5 m		6.0 m		7.5 m				
Boom 4.60 m Arm 2.10 m Counterweight 2 950 kg Shoe 500 mm	4.5					*3 990	*3 990					*2 790	*2 790	5.96
	3.0			*6 780	*6 780	*4 750	4 150	*4 030	2 730			*2 760	2 410	6.52
	1.5					*5 660	3 950	*4 370	2 650			*2 900	2 270	6.71
	0 (Ground)			*5 620	*5 620	*6 180	3 810	*4 570	2 590			*3 260	2 310	6.54
	-1.5	*4 890	*4 890	*8 890	6 870	*6 050	3 780	*4 030	2 590			*4 020	2 590	6.00
	-3.0			*7 280	6 990	*4 950	3 850					*4 220	3 400	4.95
Boom 4.60 m Arm 2.52 m Counterweight 2 950 kg Shoe 500 mm	4.5					*3 590	*3 590	*3 360	2 800			*2 320	*2 320	6.36
	3.0			*5 930	*5 930	*4 390	4 190	*3 790	2 740			*2 310	2 220	6.90
	1.5			*8 090	7 120	*5 380	3 960	*4 190	2 650			*2 440	2 090	7.07
	0 (Ground)			*6 520	*6 520	*6 050	3 800	*4 490	2 570			*2 730	2 130	6.92
	-1.5	*4 660	*4 660	*9 200	6 790	*6 110	3 730	*4 420	2 540			*3 320	2 340	6.40
	-3.0	*8 560	*8 560	*7 890	6 890	*5 360	3 770					*4 100	2 950	5.44
Boom 4.60 m Arm 3.01 m Counterweight 2 950 kg Shoe 500 mm	6.0											*2 140	*2 140	5.97
	4.5					*3 110	*3 110	*3 170	2 830			*2 000	*2 000	6.88
	3.0			*4 920	*4 920	*3 930	*3 930	*3 480	2 760			*1 990	*1 990	7.38
	1.5			*7 740	7 260	*4 990	3 990	*3 950	2 650	*2 260	1 910	*2 090	1 890	7.54
	0 (Ground)			*7 120	6 820	*5 820	3 790	*4 350	2 550			*2 300	1 910	7.39
	-1.5	*4 120	*4 120	*8 910	6 700	*6 100	3 690	*4 450	2 500			*2 730	2 080	6.92
	-3.0	*7 180	*7 180	*8 440	6 760	*5 660	3 690	*3 880	2 530			*3 650	2 510	6.04
	-4.5			*6 120	*6 120	*3 780	*3 780					*3 770	*3 770	4.50

ZAXIS 130 2-PIECE BOOM

Rating over-front Rating over-side or 360 degrees Unit : kg

Conditions	Load point height m	Load radius										At max. reach		meter
		1.5 m		3.0 m		4.5 m		6.0 m		7.5 m				
2-Piece Boom Arm 2.10 m Counterweight 2 950 kg Shoe 500 mm	7.5											*4 570	*4 570	2.64
	6.0			*4 820	*4 820	*4 220	4 140					*3 140	*3 140	4.86
	4.5			*5 130	*5 130	*4 320	*4 190					*2 810	2 600	5.95
	3.0	*10 670	*10 670	*8 170	*7 420	*4 850	4 100	3 660	2 580			*2 750	2 210	6.52
	1.5	*8 820	*8 820	*9 230	7 180	*5 540	4 060	3 590	2 510			*2 850	2 070	6.70
	0 (Ground)	*9 070	*9 070	*9 520	7 000	5 610	3 820	3 500	2 410			3 060	2 110	6.54
	-1.5	*13 550	*13 550	*9 670	6 690	5 360	3 610					*3 190	2 380	5.99
	-3.0	*17 140	*17 140	*7 980	6 580	*3 770	3 560					*3 230	*3 230	4.68
2-Piece Boom Arm 2.52 m Counterweight 2 950 kg Shoe 500 mm	7.5			*4 190	*4 190							*3 320	*3 320	3.50
	6.0			*3 870	*3 870	*3 870	*3 870					*2 550	*2 550	5.37
	4.5			*3 930	*3 930	*4 070	*4 070	*3 260	2 640			*2 330	*2 330	6.37
	3.0	*10 660	*10 660	*7 070	*7 070	*4 550	4 110	*3 470	2 630			*2 300	2 030	6.90
	1.5	*10 710	*10 710	*9 240	*7 210	*5 470	*4 040	3 610	2 560			*2 400	1 910	7.07
	0 (Ground)	*9 290	*9 290	*9 450	7 100	5 450	3 860	3 520	2 440			*2 650	1 930	6.92
	-1.5	*12 120	*12 120	*9 550	6 710	5 390	3 630	3 420	2 340			3 110	2 140	6.41
	-3.0	*15 390	*15 390	*8 930	6 550	*4 970	3 510					*2 740	*2 740	5.36
2-Piece Boom Arm 3.01 m Counterweight 2 950 kg Shoe 500 mm	7.5											*2 660	*2 660	4.40
	6.0					*3 330	*3 330					*2 180	*2 180	5.98
	4.5					*3 490	*3 490	*3 120	2 710			*2 010	*2 010	6.89
	3.0			*4 570	*4 570	*4 220	4 110	*3 260	2 700			*1 980	1 820	7.38
	1.5	*11 280	*11 280	*8 880	7 230	*5 040	3 980	*3 560	2 610	*2 280	1 740	*2 060	1 720	7.55
	0 (Ground)	*10 080	*10 080	*9 350	6 990	5 420	3 910	3 530	2 470			*2 240	1 730	7.40
	-1.5	*11 160	*11 160	*9 420	6 740	5 460	3 680	3 430	2 340			*2 620	1 880	6.93
	-3.0	*14 210	*14 210	*9 500	6 560	5 240	3 490	*2 620	2 310			*2 470	2 290	6.05
-4.5	*11 820	*11 820	*5 390	*5 390							*5 030	*5 030	3.13	

ZAXIS 130 BLADE (ABOVE GROUND) 2-PIECE BOOM

Rating over-front Rating over-side or 360 degrees Unit : kg

Conditions	Load point height m	Load radius										At max. reach		
		1.5 m		3.0 m		4.5 m		6.0 m		7.5 m				meter
2-Piece Boom Arm 2.10 m Counterweight 2 950 kg Shoe 500 mm	7.5											*4 570	*4 570	2.64
	6.0			*4 820	*4 820	*4 220	*4 220					*3 140	*3 140	4.86
	4.5			*5 130	*5 130	*4 320	*4 320					*2 810	2 780	5.95
	3.0	*10 670	*10 670	*8 170	*7 790	*4 850	4 320	3 620	2 760			*2 750	2 380	6.52
	1.5	*8 820	*8 820	*9 230	7 590	5 480	4 320	3 550	2 690			*2 850	2 230	6.70
	0 (Ground)	*9 070	*9 070	*9 520	7 460	5 540	4 080	3 450	2 590			3 020	2 280	6.54
	-1.5	*13 550	*13 550	*9 670	7 150	5 300	3 870					*3 190	2 560	5.99
	-3.0	*17 140	*17 140	*7 980	7 040	*3 770	*3 770					*3 230	*3 230	4.68
2-Piece Boom Arm 2.52 m Counterweight 2 950 kg Shoe 500 mm	7.5			*4 190	*4 190							*3 320	*3 320	3.50
	6.0			*3 870	*3 870	*3 870	*3 870					*2 550	*2 550	5.37
	4.5			*3 930	*3 930	*4 070	*4 070	*3 260	2 810			*2 330	*2 330	6.37
	3.0	*10 660	*10 660	*7 070	*7 070	*4 550	4 330	*3 470	2 810			*2 300	2 180	6.90
	1.5	*10 710	*10 710	*9 240	7 610	5 440	*4 200	3 570	2 730			*2 400	2 050	7.07
	0 (Ground)	*9 290	*9 290	*9 450	7 560	5 380	4 120	3 470	2 620			*2 650	2 080	6.92
	-1.5	*12 120	*12 120	*9 550	7 160	5 330	3 890	3 380	2 520			3 070	2 300	6.41
	-3.0	*15 390	*15 390	*8 930	7 010	*4 970	3 770					*2 740	*2 740	5.36
2-Piece Boom Arm 3.01 m Counterweight 2 950 kg Shoe 500 mm	7.5											*2 660	*2 660	4.40
	6.0					*3 330	*3 330					*2 180	*2 180	5.98
	4.5					*3 490	*3 490	*3 120	*2 880			*2 010	*2 010	6.89
	3.0			*4 570	*4 570	*4 220	*4 220	*3 260	2 870			*1 980	1 960	7.38
	1.5	*11 280	*11 280	*8 880	7 600	*5 040	*4 200	3 540	2 780	*2 280	1 870	*2 060	1 850	7.55
	0 (Ground)	*10 080	*10 080	*9 350	7 410	5 360	4 170	3 490	2 650			*2 240	1 870	7.40
	-1.5	*11 160	*11 160	*9 420	7 200	5 390	3 940	3 380	2 520			*2 620	2 040	6.93
	-3.0	*14 210	*14 210	*9 500	7 020	5 170	3 750	*2 620	2 490			*2 470	*2 470	6.05
-4.5	*11 820	*11 820	*5 390	*5 390							*5 030	*5 030	3.13	



ZAXIS 130 BLADE (ON GROUND) 2-PIECE BOOM











Rating over-front Rating over-side or 360 degrees Unit : kg

Conditions	Load point height m	Load radius										At max. reach		
		1.5 m		3.0 m		4.5 m		6.0 m		7.5 m				meter
2-Piece Boom Arm 2.10 m Counterweight 2 950 kg Shoe 500 mm	7.5											*4 570	*4 570	2.64
	6.0			*4 820	*4 820	*4 220	*4 220					*3 140	*3 140	4.86
	4.5			*5 130	*5 130	*4 320	*4 320					*2 810	2 780	5.95
	3.0	*10 670	*10 670	*8 170	*7 790	*4 850	4 320	*3 680	2 760			*2 750	2 380	6.52
	1.5	*8 820	*8 820	*9 230	7 590	*5 830	4 320	*3 960	2 690			*2 850	2 230	6.70
	0 (Ground)	*9 070	*9 070	*9 520	7 460	*6 140	4 080	*4 330	2 590			*3 160	2 280	6.54
	-1.5	*13 550	*13 550	*9 670	7 150	*6 170	3 870					*3 190	2 560	5.99
	-3.0	*17 140	*17 140	*7 980	7 040	*3 770	*3 770					*3 230	*3 230	4.68
2-Piece Boom Arm 2.52 m Counterweight 2 950 kg Shoe 500 mm	7.5			*4 190	*4 190							*3 320	*3 320	3.50
	6.0			*3 870	*3 870	*3 870	*3 870					*2 550	*2 550	5.37
	4.5			*3 930	*3 930	*4 070	*4 070	*3 260	2 810			*2 330	*2 330	6.37
	3.0	*10 660	*10 660	*7 070	*7 070	*4 550	4 330	*3 470	2 810			*2 300	2 180	6.90
	1.5	*10 710	*10 710	*9 240	7 610	*5 470	*4 200	*3 770	2 730			*2 400	2 050	7.07
	0 (Ground)	*9 290	*9 290	*9 450	7 560	*6 090	4 120	*4 150	2 620			*2 650	2 080	6.92
	-1.5	*12 120	*12 120	*9 550	7 160	*6 150	3 890	*4 030	2 520			*3 140	2 300	6.41
	-3.0	*15 390	*15 390	*8 930	7 010	*4 970	3 770					*2 740	*2 740	5.36
2-Piece Boom Arm 3.01 m Counterweight 2 950 kg Shoe 500 mm	7.5											*2 660	*2 660	4.40
	6.0					*3 330	*3 330					*2 180	*2 180	5.98
	4.5					*3 490	*3 490	*3 120	*2 880			*2 010	*2 010	6.89
	3.0			*4 570	*4 570	*4 220	*4 220	*3 260	2 870			*1 980	1 960	7.38
	1.5	*11 280	*11 280	*8 880	7 600	*5 040	*4 200	*3 560	2 780	*2 280	1 870	*2 060	1 850	7.55
	0 (Ground)	*10 080	*10 080	*9 350	7 410	*6 040	4 170	*3 940	2 650			*2 240	1 870	7.40
	-1.5	*11 160	*11 160	*9 420	7 200	*6 050	3 940	*4 310	2 520			*2 620	2 040	6.93
	-3.0	*14 210	*14 210	*9 500	7 020	*5 730	3 750	*2 620	2 490			*2 470	*2 470	6.05
-4.5	*11 820	*11 820	*5 390	*5 390							*5 030	*5 030	3.13	



LIFTING CAPACITIES











ZAXIS 130LCN MONOBLOCK BOOM

 Rating over-front  Rating over-side or 360 degrees Unit : kg

Conditions	Load point height m	Load radius										At max. reach		
		1.5 m		3.0 m		4.5 m		6.0 m		7.5 m		meter		
														
Boom 4.60 m Arm 2.10 m Counterweight 2 950 kg Shoe 500 mm	4.5					*3 990	*3 990					*2 790	2 650	5.96
	3.0			*6 780	*6 780	*4 750	3 930	3 910	2 580			*2 760	2 270	6.52
	1.5					*5 660	3 720	3 820	2 500			*2 900	2 130	6.71
	0 (Ground)			*5 620	*5 620	5 750	3 590	3 760	2 440			*3 260	2 170	6.54
	-1.5	*4 890	*4 890	*8 890	6 470	5 710	3 550	3 760	2 440			*3 760	2 440	6.00
	-3.0			*7 280	6 600	*4 950	3 620					*4 220	3 200	4.95
Boom 4.60 m Arm 2.52 m Counterweight 2 950 kg Shoe 500 mm	4.5					*3 590	*3 590	*3 360	2 650			*2 320	*2 320	6.36
	3.0			*5 930	*5 930	*4 390	3 970	*3 790	2 590			*2 310	2 080	6.90
	1.5			*8 090	6 720	*5 380	3 740	3 820	2 490			*2 440	1 970	7.07
	0 (Ground)			*6 520	6 430	5 740	3 570	3 740	2 420			*2 730	1 990	6.92
	-1.5	*4 660	*4 660	*9 200	6 390	5 670	3 510	3 710	2 390			*3 320	2 200	6.40
	-3.0	*8 560	*8 560	*7 890	6 490	*5 360	3 550					*4 100	2 770	5.44
Boom 4.60 m Arm 3.01 m Counterweight 2 950 kg Shoe 500 mm	6.0											*2 140	*2 140	5.97
	4.5					*3 110	*3 110	*3 170	2 680			*2 000	*2 000	6.88
	3.0			*4 920	*4 920	*3 930	*3 930	*3 480	2 600			*1 990	1 870	7.38
	1.5			*7 740	6 860	*4 990	3 770	3 830	2 490	*2 260	1 790	*2 090	1 770	7.54
	0 (Ground)			*7 120	6 420	5 730	3 560	3 720	2 390			*2 300	1 790	7.39
	-1.5	*4 120	*4 120	*8 910	6 310	5 620	3 460	3 660	2 340			*2 730	1 940	6.92
	-3.0	*7 180	*7 180	*8 440	6 360	5 630	3 470	3 690	2 370			*3 650	2 350	6.04
-4.5			*6 120	*6 120	*3 780	3 620					*3 770	3 620	4.50	

ZAXIS 130LCN 2-PIECE BOOM

 Rating over-front  Rating over-side or 360 degrees Unit : kg

Conditions	Load point height m	Load radius										At max. reach		
		1.5 m		3.0 m		4.5 m		6.0 m		7.5 m		meter		
														
2-Piece Boom Arm 2.10 m Counterweight 2 950 kg Shoe 500 mm	7.5											*4 570	*4 570	2.64
	6.0			*4 820	*4 820	*4 220	4 180					*3 140	*3 140	4.86
	4.5			*5 130	*5 130	*4 320	4 220					*2 810	2 630	5.95
	3.0	*10 670	*10 670	*8 170	7 460	*4 850	4 130	*3 680	2 600			*2 750	2 230	6.52
	1.5	*8 820	*8 820	*9 230	7 240	*5 830	4 100	3 890	2 530			*2 850	2 100	6.70
	0 (Ground)	*9 070	*9 070	*9 520	7 060	*5 930	3 860	3 790	2 440			*3 160	2 140	6.54
	-1.5	*13 550	*13 550	*9 670	6 750	5 870	3 640					*3 190	2 400	5.99
	-3.0	*17 140	*17 140	*7 980	6 650	*3 770	3 600					*3 230	*3 230	4.68
2-Piece Boom Arm 2.52 m Counterweight 2 950 kg Shoe 500 mm	7.5			*4 190	*4 190							*3 320	*3 320	3.50
	6.0			*3 870	*3 870	*3 870	*3 870					*2 550	*2 550	5.37
	4.5			*3 930	*3 930	*4 070	*4 070	*3 260	2 660			*2 330	*2 330	6.37
	3.0	*10 660	*10 660	*7 070	*7 070	*4 550	4 140	*3 470	2 660			*2 300	2 050	6.90
	1.5	*10 710	*10 710	*9 240	7 260	*5 470	*4 040	*3 770	2 580			*2 400	1 930	7.07
	0 (Ground)	*9 290	*9 290	*9 450	7 170	*5 900	3 900	3 810	2 460			*2 650	1 950	6.92
	-1.5	*12 120	*12 120	*9 550	6 770	5 870	3 660	3 720	2 370			*3 140	2 160	6.41
	-3.0	*15 390	*15 390	*8 930	6 610	*4 970	3 550					*2 740	*2 740	5.36
2-Piece Boom Arm 3.01 m Counterweight 2 950 kg Shoe 500 mm	7.5											*2 660	*2 660	4.40
	6.0					*3 330	*3 330					*2 180	*2 180	5.98
	4.5					*3 490	*3 490	*3 120	2 730			*2 010	*2 010	6.89
	3.0			*4 570	*4 570	*4 220	4 140	*3 260	2 720			*1 980	1 840	7.38
	1.5	*11 280	*11 280	*8 880	7 280	*5 040	4 010	*3 560	2 640	*2 280	1 750	*2 060	1 730	7.55
	0 (Ground)	*10 080	*10 080	*9 350	7 040	*5 860	3 950	3 800	2 500			*2 240	1 750	7.40
	-1.5	*11 160	*11 160	*9 420	6 800	*5 930	3 710	3 720	2 370			*2 620	1 900	6.93
	-3.0	*14 210	*14 210	*9 500	6 620	*5 730	3 520	*2 620	2 340			*2 470	2 320	6.05
-4.5	*11 820	*11 820	*5 390	*5 390							*5 030	*5 030	3.13	

EQUIPMENT

● : Standard equipment

○ : Optional equipment

ENGINE

Aftertreatment device	●
Air cleaner double filters	●
Alternator 50 A	●
Auto idle system	●
Auto shut-down control	●
Cartridge-type engine oil filter	●
Cartridge-type fuel main filter	●
Cold fuel resistance valve	○
DEF/AdBlue® tank inlet strainer and extension filter	●
DEF/AdBlue® tank with ISO magnet adapter	●
Dry-type air filter with evacuator valve (with air filter restriction indicator)	●
Dust-proof indoor net	●
ECO/PWR mode control	●
Electrical fuel feed pump	●
Engine oil drain coupler	●
Expansion tank	●
Fan guard	●
Fuel cooler	●
Fuel pre-filter with water separator	●
Isolation-mounted engine	●
Maintenance free pre-cleaner	○
Oil separator	●
Radiator, oil cooler and intercooler	●

HYDRAULIC SYSTEM

Auto power lift	●
Control valve with main relief valve	●
Extra port for control valve	●
Full-flow filter	●
High mesh full flow filter with restriction indicator	○
Hose rupture valve for arm	●
Hose rupture valve for boom	●
Pilot filter	●
Power boost	●
Suction filter	●
Swing dampener valve	●
Variable reliefvalve for breaker & crusher	●
Work mode selector	●

CAB

All-weather sound suppressed steel cab	●
AM-FM radio	●
Ashtray	●
Auto control air conditioner	●
AUX function lever (Breaker assist)	○
AUX terminal and storage	●
Cigarette lighter 24 V	●
CRES V (Center pillar reinforced structure) cab	●
Drink holder with hot & cool function	●
Electric double horn	●
Engine shut-off switch	●
Equipped with reinforced, tinted (green color) glass windows	●
Evacuation hammer	●
Floor mat	●
Footrest	●
Front window washer	●
Glove compartment	●
Hot & cool box	●
Intermittent windshield wipers	●
Key cylinder light	●
Laminated round glass window	○
LED room light with door courtesy	●
OPG front guard Level II (ISO10262) compliant cab	○
OPG top guard Level I (ISO10262) compliant cab	●
OPG top guard Level II (ISO10262) compliant cab	○
Pilot control shut-off lever	●
Power outlet 12 V	○
Rain guard	○
Rear tray	●
Retractable seat belt	●
ROPS (ISO12117-2) compliant cab	●
Rubber radio antenna	●
Seat : air suspension seat with heater	●
Seat adjustment part : backrest, armrest, height and angle, slide forward / back	●
Short wrist control levers	●
Sun visor (front window/side window)	○
Transparent roof with slide curtain	●
Windows on front, upper, lower and left side can be opened	●
2 speakers	●
4 fluid-filled elastic mounts	●

MONITOR SYSTEM

Alarms: overheat, engine warning, engine oil pressure, alternator, minimum fuel level, hydraulic filter restriction, air filter restriction, work mode, overload, SCR system trouble, etc	●
Alarm buzzers: overheat, engine oil pressure, overload, SCR system trouble	●
Display of meters: water temperature, hour, fuel rate, clock, DEF/AdBlue® rate	●
Other displays: work mode, auto-idle, glow, rearview monitor, operating conditions, etc	●
32 languages selection	●

LIGHTS

Additional boom light with cover	○
Additional cab roof front lights	○
Additional cab roof rear lights	○
Rotating lamp	○
2 working lights	●

UPPER STRUCTURE

Batteries 2 x 58 Ah	●
Battery disconnect switch	●
Cab top handrail	●
Counterweight 2 550 kg	○
Counterweight 2 950 kg	●
Electric fuel refilling pump with auto stop and filter	●
Fuel level float	●
Hydraulic oil level gauge	●
Lockable fuel refilling cap	●
Lockable machine covers	●
Lockable tool box	●
Platform handrail	●
Rear view camera	●
Rear view mirror (right & left side)	●
Skid-resistant plates and handrails	●
Swing parking brake	●
Undercover	●

UNDERCARRIAGE

Bolt-on sprocket	●
Blade	○
Reinforced track links with pin seals	●
Shoe: 500 mm triple grouser	●
Track undercover	○
Travel direction mark on track frame	●
Travel motor covers	●
Travel parking brake	●
Upper and lower rollers	●
1 track guard (each side) and hydraulic track adjuster	●
2 track guards (each side) and hydraulic track adjuster	○
4 tie down brackets	●

FRONT ATTACHMENTS

Casted bucket link A	●
Centralized lubrication system	●
Dirt seal on all bucket pins	●
Flanged pin	●
HN bushing	●
Reinforced resin thrust plate	●
WC (tungsten-carbide) thermal spraying	●
Welded bucket link A	○

ATTACHMENTS

Accessories for 2 speed selector	○
Additional pump (30 L/min)	○
Assist piping	○
Attachment basic piping	●
Breaker and crusher piping	●
Parts for breaker and crusher	●
Pilot accumulator	○

MISCELLANEOUS

Global e-Service	●
Onboard information controller	●
Standard tool kit	●

Prior to operating this machine, including satellite communication system, in a country other than a country of its intended use, it may be necessary to make modifications to it so that it complies with the local regulatory standards (including safety standards) and legal requirements of that particular country. Please do not export or operate this machine outside the country of its intended use until such compliance has been confirmed. Please contact your Hitachi dealer in case of questions about compliance.

These specifications are subject to change without notice. Illustrations and photos show the standard models, and may or may not include optional equipment, accessories, and all standard equipment with some differences in color and features. Before use, read and understand the Operator's Manual for proper operation.

